

# Performance curves

Pump CTX65-230

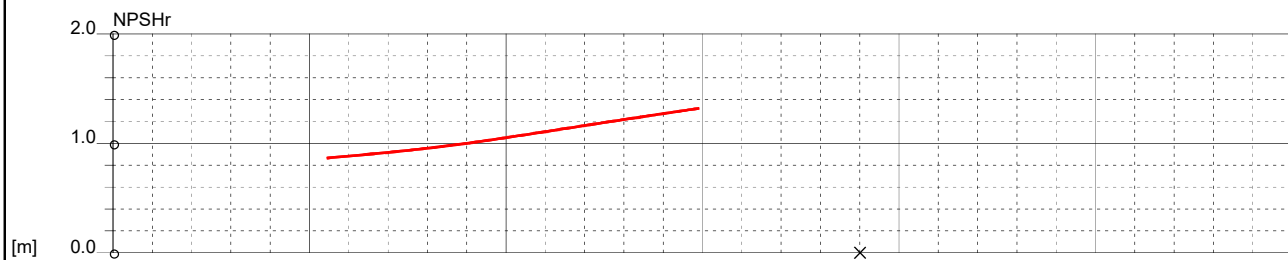
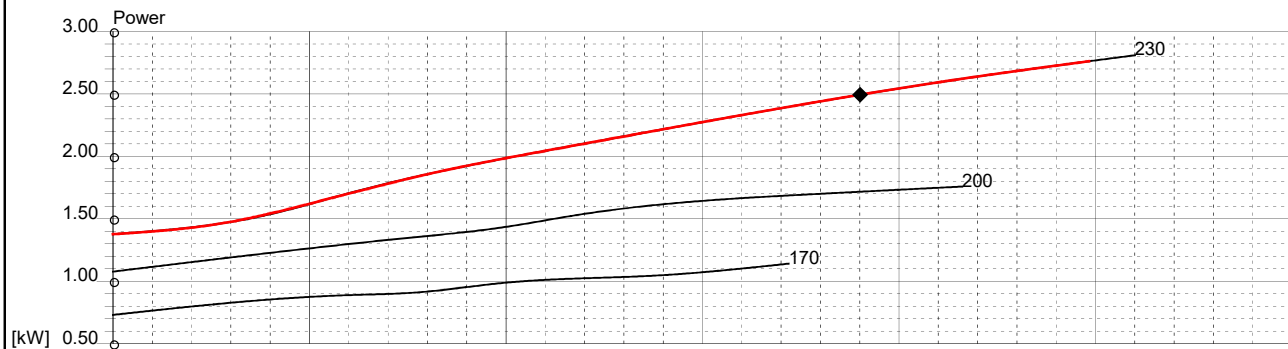
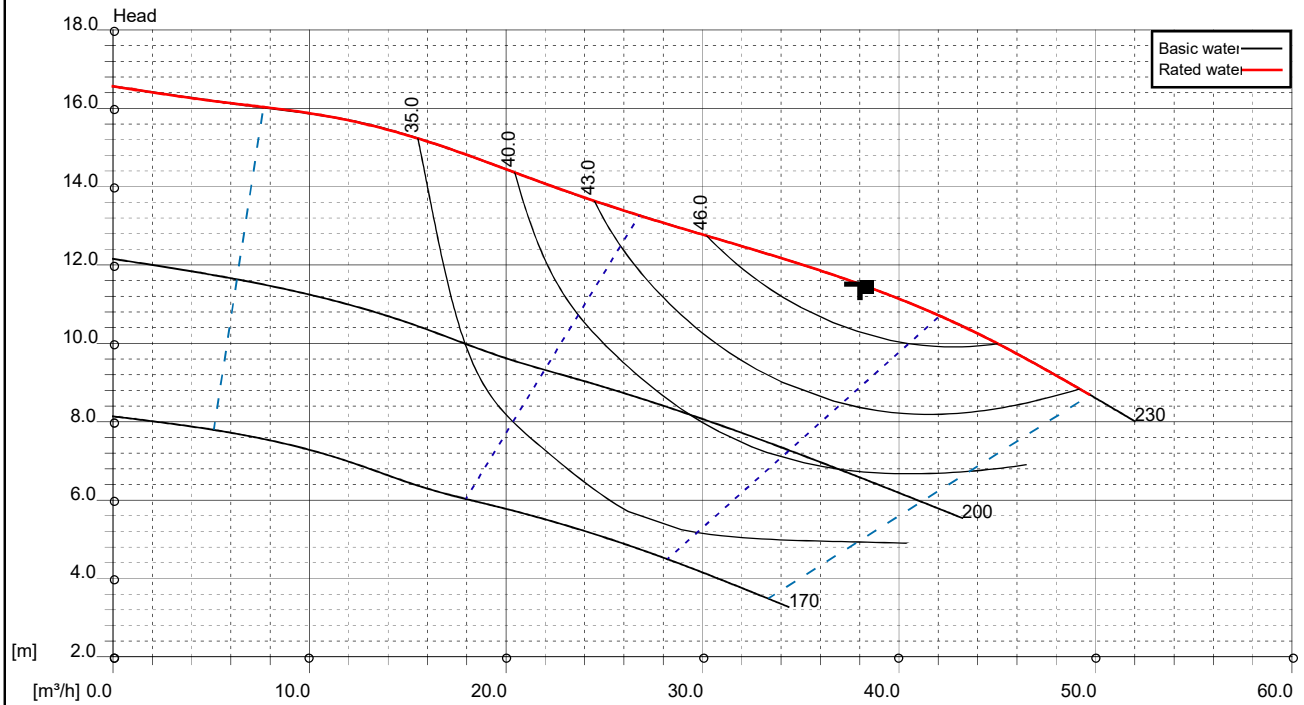


## General data

Impeller type <b>Open</b>	Selected Ø <b>230 [mm]</b>	Max. diameter <b>230 [mm]</b>	Min. diameter <b>170 [mm]</b>	Speed <b>1450 [rpm]</b>	Stages number <b>1</b>
------------------------------	-------------------------------	----------------------------------	----------------------------------	----------------------------	---------------------------

## Operating data

Capacity	Head	Efficiency	Power on shaft	Maxpower @ rated impeller	NPSHr	Q/Qbep
Density <b>1.000[kg/dm³]</b>	Kinematic viscosity <b>1.0 [cSt]</b>	Viscosity coeff. Cq <b>1.00</b>	Viscosity coeff. Ch <b>1.00</b>	Viscosity coeff. Cη <b>1.00</b>	Fluid <b>Water</b>	



Customer/Purchaser	Project	Service
Curve N.	Impeller	Diffuser