

Performance curves

Pump CTX65-240




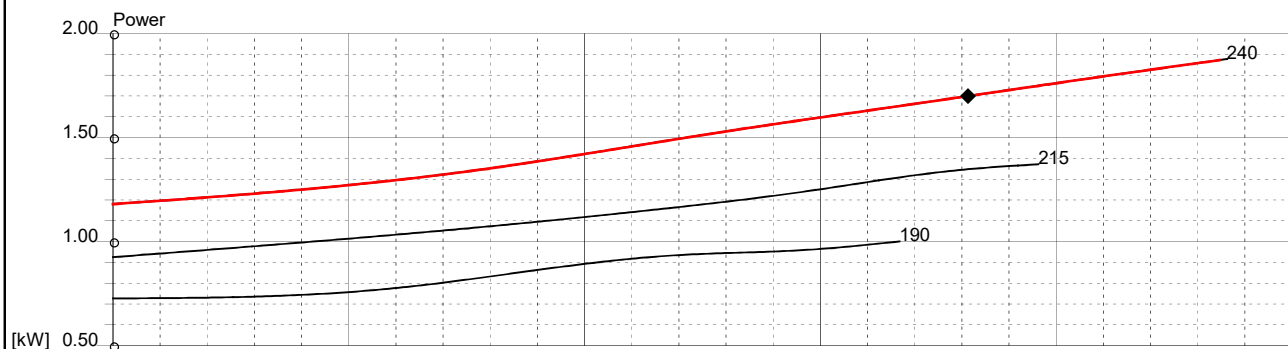
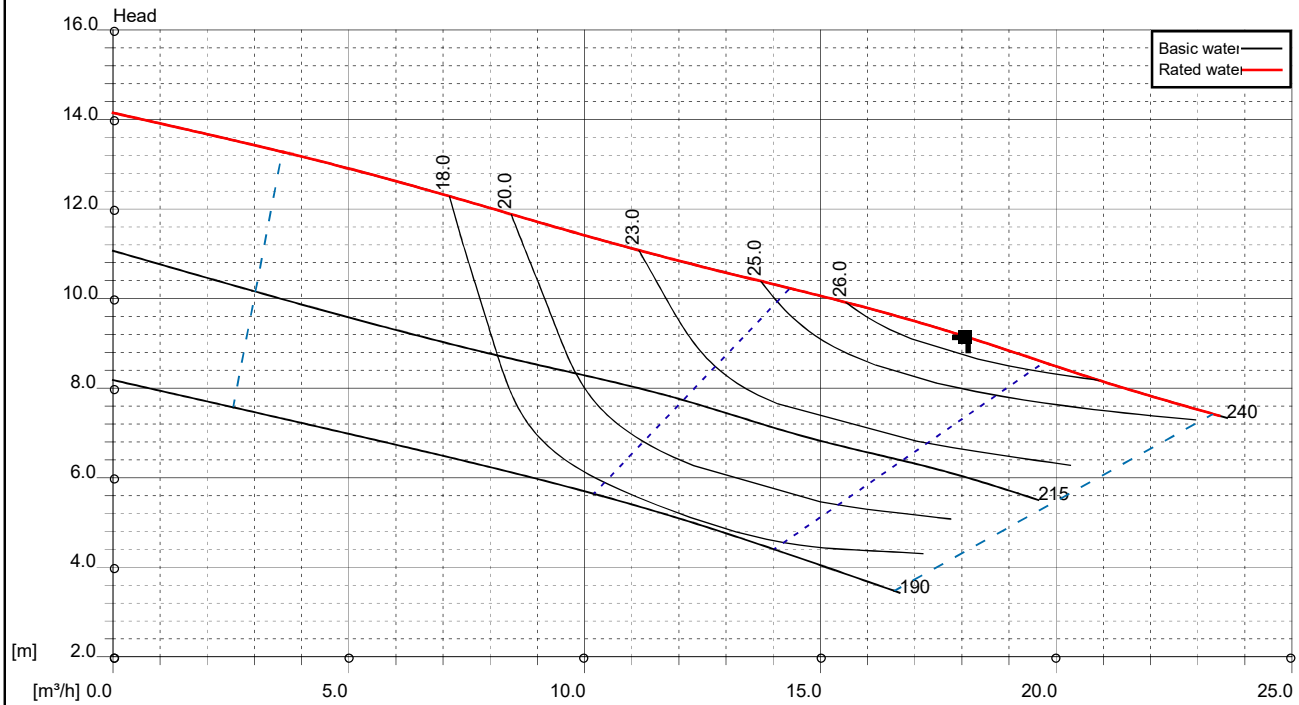
» All about your flow™

General data

Impeller type Open	Selected Ø 240 [mm]	Max. diameter 240 [mm]	Min. diameter 190 [mm]	Speed 1450 [rpm]	Stages number 1
------------------------------	-------------------------------	----------------------------------	----------------------------------	----------------------------	---------------------------

Operating data

Capacity	Head	Efficiency	Power on shaft	Maxpower @ rated impeller	NPSHr	Q/Qbep
Density 1.000[kg/dm³]	Kinematic viscosity 1.0 [cSt]	Viscosity coeff. Cq 1.00	Viscosity coeff. Ch 1.00	Viscosity coeff. Cη 1.00	Fluid Water	



Customer/Purchaser	Project	Service
Curve N.	Impeller	Diffuser